

CATALOGUE 2025

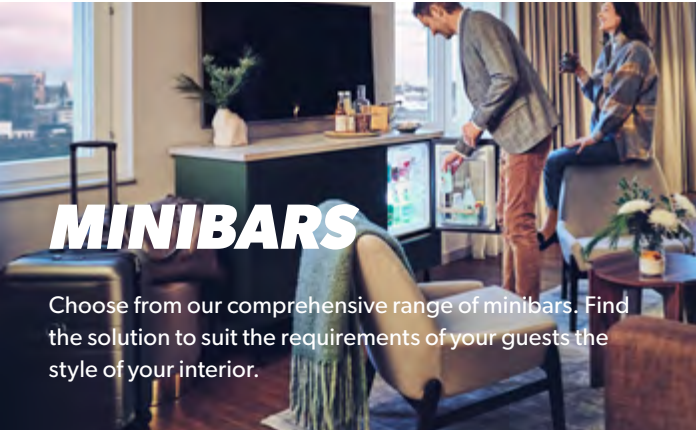
PREMIUM GUEST EXPERIENCE

PROFESSIONAL EQUIPMENT FOR HOTELS AND RESTAURANTS

THE NUMBER ONE CHOICE

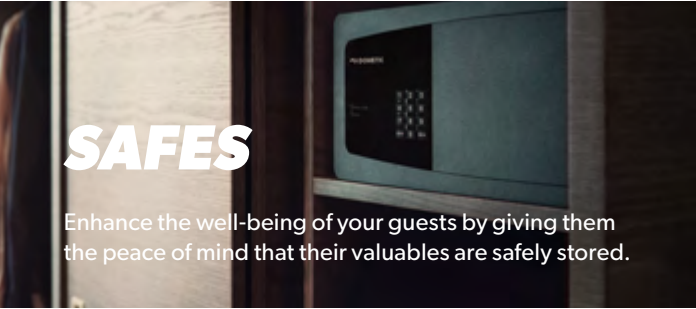
Welcome to Dometic!

Whether it's a family-run Bed & Breakfast or the world's first 7-star hotel, the hospitality industry trusts us to deliver high-quality solutions for enhanced guest satisfaction. Today you can find millions of Dometic minibars, room safes and wine coolers in hotels of all star categories across the world – something we are very proud of. Our latest products are now here for you to explore. Welcome to our new catalogue – enjoy browsing and let us know what we can do for you.



MINIBARS

Choose from our comprehensive range of minibars. Find the solution to suit the requirements of your guests the style of your interior.



SAFES

Enhance the well-being of your guests by giving them the peace of mind that their valuables are safely stored.



WINE COOLERS

Full range of wine coolers.



MOBAR

The innovative mobile bar.

MINIBARS

Dometic minibars intro	6 – 13
HiPro minibars	14 – 23
Drawer minibars	24 – 25
Classic minibars	26 – 27
Ventilation guidelines	28 – 29
HiPro exchange guide	30 – 31

SAFES

Dometic safes intro	32 – 35
Dometic Premium Class	36 – 39
Dometic Standard Class	40 – 43

WINE COOLERS

Dometic wine coolers intro	44 – 45
DrawBar	46 – 49
Built-in wine coolers	50 – 53
Free-standing wine coolers	54 – 55
Wine cooler accessories	56 – 57

MOBAR

MoBar	58 – 67
-------	---------

DOMETIC ON THE WEB

Here's where you can find the complete Dometic range, with detailed information about all products. Plus, interesting facts about our company and download links for all our catalogues.

[DOMETIC.COM/PROFESSIONAL](https://dometic.com/professional)





GIVE YOUR GUESTS AN UNFORGETTABLE STAY

You will find more Dometic minibars and safes than any other make in first-class hotels across the world. Why? Know-how accumulated more than over 50 years, a track record of innovation as well as leading design solutions are the three main reasons.

The top of the line Dometic HiPro Evolution and Alpha range minibars are developed with your business experience in mind. A sustainable minibar is a smart minibar. The HiPro Evolution range is just that. Boasting precise temperature control, world-class efficiency and the best minibar cooling capacity, the premium Dometic HiPro range ensures chromate-free absorption technology checks in for a clean, sustainable future in your hotel.

Our modern and energy-efficient range of noiseless drawer minibars (Dometic DM 20 drawer minibar).



Dometic HiPro minibars
The next generation of minibars

The state-of-the-art design of Dometic HiPro will help you create a premium in-room feeling. With sleek design, elegant illumination and crystal clear doors, invite your guests to treat themselves to something special.

Sustainability checking in
Sustainability means doing more with less. It's a philosophy we put into action with outstanding energy efficiency and the first chromate free minibar range on the market. A sustainable minibar is a smart minibar. The HiPro range delivers more powerful cooling with up to 40% less energy consumption, making a visible difference in OPEX for hotel owners.

Read more on this on p. 12



Dometic drawer minibars
Unique design, outstanding construction

Our drawer minibars are a class of their own in terms of design, size and functionality. Noiseless cooling, convenient slide-out access.

Read more on this on p. 24

SUSTAINABILITY AND EFFICIENCY: RECOGNIZED EXCELLENCE

At Dometic, we are proud to lead the way in sustainability, efficiency, and innovation in the hospitality industry. Our efforts have been widely recognized with several prestigious awards and certifications.

MOST EFFICIENT 2025 – ENERGY STAR®

Our minibars have been awarded the “Most Efficient 2025” label by ENERGY STAR® in the USA. This accolade reflects our commitment to creating products that deliver exceptional energy performance, helping hoteliers reduce operating costs and environmental impact.



LEADER LEVEL – MINDCLICK SUSTAINABILITY ASSESSMENT PROGRAM (MSAP)

The MindClick MSAP evaluates suppliers based on their environmental and social performance. Our minibars achieved the highest “Leader Level” rating, acknowledging our excellence in hotel impact, end-of-use considerations, packaging, and sustainable production practices.




DOUBLE STAR AWARD

Our Dometic HiPro minibar generation was voted gold in the Food & Beverage category of the Star Awards, a recognition chosen by readers and decision-makers in the hospitality sector. The Dometic MoBar also earned gold in the Technology category, reinforcing our reputation for combining innovation and functionality.



PLUS X AWARD

The Dometic HiPro Absorption minibars have been honored with the prestigious Plus X Award, celebrating excellence in High Quality, Design, Ease of Use, Functionality, and Ecology. As the first chromate-free absorption minibar, this innovation is a milestone in sustainable design and performance.



WHY IT MATTERS

Each recognition we receive drives us further in our mission to provide high-quality, energy-efficient, and sustainable solutions that exceed guest expectations. These achievements inspire us to continue setting new standards for sustainability and operational excellence in hospitality.





NEXT GENERATION MINIBARS

DOMETIC HIPRO

WE DEVELOPED HIPRO WITH HOTEL GUESTS IN MIND

A well-stocked minibar is an expected and appreciated hotel room feature for well-traveled hotel guests. Let's have a deeper look at some outstanding features we offer to the market with the HiPro minibar generation:

Intelligent modular system to choose between cooling technologies: Economical thermoelectric, long lasting powerful absorption cooling (chromate-free) or compressor cooling technology.

Optional Locking Function (Evolution line only)

Aluminium handle (Evolution line only)

First-class energy efficiency and silent cooling, powered by CPC logic (Continuous Performance Control System) with advanced adaptive control technology.

Menu Celebrating Illumination for highlighting your minibar menu (Evolution line only)

Improved usability: Optimized interior for flexible arrangement of the minibar assortment.

Adjustable shelves at door opening angle of 90 °; maximum door opening angle 120 °

Door shelves to fit 1.5 l bottles.

Unique clip & click sliding hinge for easy assembly.

Easy-to-clean, new look interior with hygienic, smooth surface without grooves and joints.

Frameless glass door

High quality tempered glass door shelves with decorative stainless steel trim. (Evolution line only)

WATCH THE VIDEO
dometic.com/hipro

1

Lower energy consumption
The HiPro range can reduce energy consumption by up to 50% compared to standard units.

2

Premium guest experience
HiPro is an attractive and sales-promoting feature in the guest room.

3

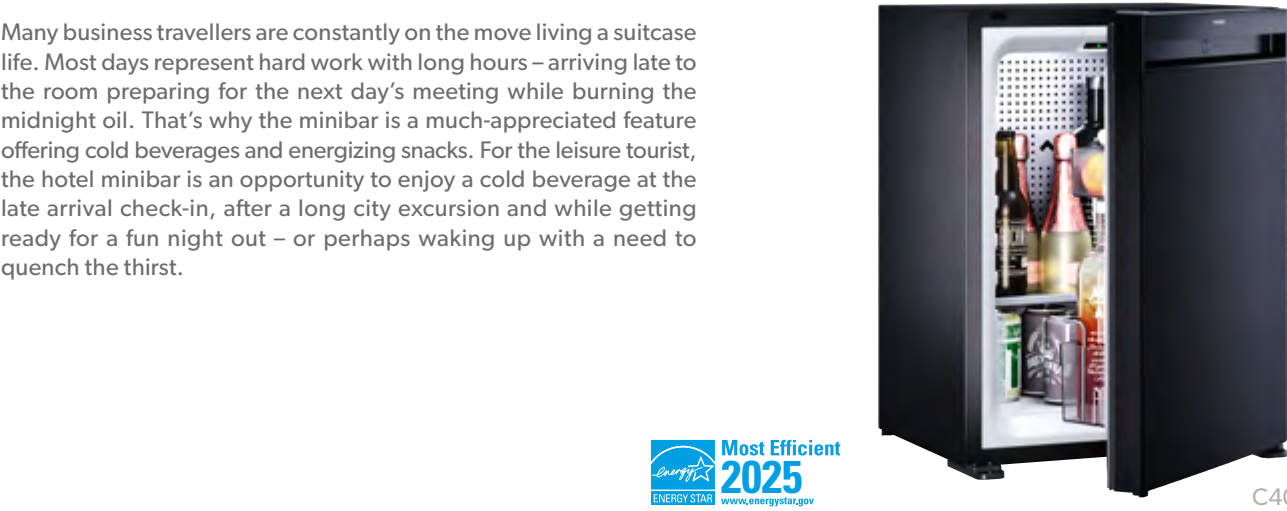
Improved cooling power
Improved cooling capabilities with updated and optimized functionality.

4

A strong partner
With more than 50 years of experience and more than 6 million installed units; we are a proven partner.



Many business travellers are constantly on the move living a suitcase life. Most days represent hard work with long hours – arriving late to the room preparing for the next day’s meeting while burning the midnight oil. That’s why the minibar is a much-appreciated feature offering cold beverages and energizing snacks. For the leisure tourist, the hotel minibar is an opportunity to enjoy a cold beverage at the late arrival check-in, after a long city excursion and while getting ready for a fun night out – or perhaps waking up with a need to quench the thirst.



Shelves
Plastic without decorative trim



Celebrating menu illumination
Top LED light



Door-racks and balconies
Door-rack 1,5 L bottles

HIPRO LINE TECHNICAL DATA					
	ALPHA N30S	ALPHA A30S	ALPHA N40S	ALPHA A40S	ALPHA C40S
Cooling technology	Thermoelectric	Absorption	Thermoelectric	Absorption	Compressor
Model class (litre)	30	30	40	40	40
Total volume (litre)	26	26	33	33	33
Door type	Metal sheet door	Metal sheet door	Metal sheet door	Metal sheet door	Metal sheet door
Product dimensions (H×W×D, mm)	520/384/422	520/384/446	550/405/435	550/405/466	550/405/481
Can be built-in/integrated	With ventilation	With ventilation	With ventilation	With ventilation	With ventilation
Sliding hinge kit	Yes	Yes	Yes	Yes	Yes
Variable door hinge	Yes	Yes	Yes	Yes	Yes
LED interior light	LED top light	LED top light	LED top light	LED top light	LED top light
Input rating (W)	55	45	55	45	45
Energy consumption (kWh/24 h)	0.259	0.535	0.262	0.576	0.130
Noise level (dB[A])	0	0	0	0	33
Energy class	F	G	F	G	C
Features	<ul style="list-style-type: none">NoiselessLow energy consumption1 x door rack1 x plastic shelfAdjustable shelf	<ul style="list-style-type: none">Noiseless1 x door rack1 x plastic shelfAdjustable shelfLong lasting technology	<ul style="list-style-type: none">NoiselessLow energy consumption2 x door rack1 x plastic shelfAdjustable shelf	<ul style="list-style-type: none">Noiseless2 x door rack1 x plastic shelfAdjustable shelfLong lasting technology	<ul style="list-style-type: none">High performanceLowest energy consumptionIntegrated silent mode2 x door rack1 x plastic shelfAdjustable shelf
Options	Key lock	Key lock	Key lock	Key lock	Key lock



ALPHA N30S



ALPHA A30S



ALPHA N40S



ALPHA A40S



ALPHA C40S

See the replacement guide on p. 30 and 31 which HiPro can replace your existing minibar.



A sustainable minibar is a smart minibar. The new Dometic HiPro range is just that. It's also more efficient with improved cooling and up to 40% less energy consumption. Add to that the first chromate-free absorption inhibitor on the market and sustainability is an easy choice. After more than 50 years in the hotel business and 6 million installed units, we're proud to say that we're pioneering the hotel industry. Again.



A40G



Shelves
Tempered glass with decorative trim



Celebrating menu illumination
Ambient LED lights top + bottom



Door-racks and balconies
Door-rack 1,5 L bottles with tempered glass and decorative trim

HIPRO LINE TECHNICAL DATA				
MODEL	EVOLUTION N30S	EVOLUTION A30S	EVOLUTION N40S	EVOLUTION A40S
Cooling technology	Thermoelectric	Absorption	Thermoelectric	Absorption
Model class (litre)	30	30	40	40
Total volume (litre)	26	26	33	33
Door type	Stainless steel door	Stainless steel door	Stainless steel door	Stainless steel door
Product dimensions (H x W x D, mm)	520/384/422	520/384/446	550/405/435	550/405/466
Can be built-in/integrated	With ventilation	With ventilation	With ventilation	With ventilation
Sliding hinge kit	Yes	Yes	Yes	Yes
Variable door hinge	Yes	Yes	Yes	Yes
LED interior light	Ambient top + bottom	Ambient top + bottom	Ambient top + bottom	Ambient top + bottom
Input rating (W)	55	45	55	45
Energy consumption (kWh/24 h)	0.259	0.535	0.262	0.576
Noise level (dB[A])	0	0	0	0
Energy class	F	G	F	G
Features	<ul style="list-style-type: none">NoiselessLow energy consumptionAmbient illumination1 x door rack with decorative trim1 x tempered glass shelfAdjustable shelfAluminium handleDecorative panel on evaporator	<ul style="list-style-type: none">NoiselessLow energy consumptionAmbient illumination1 x door rack with decorative trim1 x tempered glass shelfAluminium handleAdjustable shelfDecorative panel on evaporatorLong lasting technology	<ul style="list-style-type: none">NoiselessLow energy consumptionAmbient illumination2 x door rack with decorative trim2 x tempered glass shelfAdjustable shelfAluminium handleDecorative panel on evaporator	<ul style="list-style-type: none">NoiselessLow energy consumptionAmbient illumination2 x door rack with decorative trim2 x tempered glass shelfAdjustable shelfAluminium handleDecorative panel on evaporatorLong lasting technology
Options	Key lock	Key lock	Key lock	Key lock



EVOLUTION N30S



EVOLUTION A30S



EVOLUTION N40S



EVOLUTION A40S

See the replacement guide on p. 30 and 31 which HiPro can replace your existing minibar.

HIPRO LINE TECHNICAL DATA		
		
MODEL	EVOLUTION N30G	EVOLUTION A30G
Cooling technology	Thermoelectric	Absorption
Model class (litre)	30	30
Total volume (litre)	26	26
Door type	Transparent glass door	3 layer transparent glass door
Product dimensions (H×W×D, mm)	520/384/422	520/384/446
Can be built-in/integrated	With ventilation	With ventilation
Sliding hinge kit	No	No
Variable door hinge	Yes	Yes
LED interior light	Ambient top + bottom	Ambient top + bottom
Input rating (W)	55	45
Energy consumption (kWh/24 h)	0.426	0.641
Noise level (dB[A])	0	0
Energy class	G	G
Features	<ul style="list-style-type: none">NoiselessLow energy consumptionAmbient illumination1 x door rack with decorative trim1 x tempered glass shelfAdjustable shelfAluminium handleDecorative panel on evaporator	<ul style="list-style-type: none">NoiselessAmbient illumination1 x door rack with decorative trim1 x tempered glass shelfAluminium handleAdjustable shelfDecorative panel on evaporatorLong lasting technology
Options	Key lock	Key lock



EVOLUTION N30G



EVOLUTION A30G 3G









EVOLUTION N40G



EVOLUTION A40G 3G



EVOLUTION C40G

HIPRO LINE TECHNICAL DATA			
			
MODEL	EVOLUTION N40G	EVOLUTION A40G	EVOLUTION C40G
Cooling technology	Thermoelectric	Absorption	Compressor
Model class (litre)	40	40	40
Storage volume (litre)	33	33	33
Door type	Transparent glass door	3 layer transparent glass door	Transparent glass door
Product dimensions (H×W×D, mm)	550/405/435	550/405/466	550/405/481
Can be built-in/integrated	With ventilation	With ventilation	With ventilation
Sliding hinge kit	No	No	No
Variable door hinge	Yes	Yes	Yes
LED interior light	Ambient top + bottom	Ambient top + bottom	Ambient top + bottom
Input rating (W)	55	45	45
Energy consumption (kWh/24 h)	0.435	0.646	0.153
Noise level (dB[A])	0	0	33
Energy class	G	G	C
Features	<ul style="list-style-type: none">NoiselessLow energy consumptionAmbient illumination2 x door rack with decorative trim2 x tempered glass shelfAdjustable shelfAluminium handleDecorative panel on evaporator	<ul style="list-style-type: none">NoiselessAmbient illumination2 x door rack with decorative trim2 x tempered glass shelfAluminium handleAdjustable shelfDecorative panel on evaporatorLong lasting technology	<ul style="list-style-type: none">High performanceLowest energy consumptionIntegrated silent mode2 x door rack2 x tempered glass shelfAluminium handleAdjustable shelfDecorative panel on evaporato
Options	Key lock	Key lock	Key lock

See the replacement guide on p. 30 and 31 which HiPro can replace your existing minibar.



The Dometic HiPro 60 litre class minibar generation is available within the Alpha and Evolution range with different, stylish door designs left or right hinged.

Both ranges use the proven Dometic compressor cooling technology to generate efficient, quiet and powerful comfort for hotel guests.

The state-of-the-art design of Dometic HiPro will help you create a premium in-room feeling. With sleek design, elegant illumination and crystal clear doors, invite your guests to treat themselves to something special.



C60G

THE HIPRO 60 LTR. MINIBAR GENERATION



- Available as Solid Door or Glass Door
- Door handle plastic
- 2 pcs. plastic shelves
- 7 variable slots for shelves
- Transparent balcony
- Top LED light
- Slider kit included for Solid Doors
- Silent mode for compressor
- Dimension (H x W x D): 565 x 490 x 510 mm



- Available as Solid Door or Glass Door
- Door handle Stainless Steel Hot Foil
- 2 pcs. frosted glass shelves with trim
- 7 variable slots for shelves
- Transparent balcony with trim
- Top and bottom LED light
- Slider kit included for Solid Doors
- Silent mode for compressor
- Optional Lock
- Dimension (H x W x D): 565 x 490 x 510 mm



Transparent door racks to fit 1,5L bottles



Decorative back cover and shelves



Seven positions to suit different size of bottles



Alluring illumination to promote sales

To learn more, visit us under dometic.com/hipro



[illegible]

ALPHA C60S

	 	 
HIPRO LINE TECHNICAL DATA		
MODEL	EVOLUTION C60S	EVOLUTION C60G
Cooling technology	Compressor	Compressor
Model class (litre)	60	60
Total volume (litre)	49	49
Door Type	Stainless steel door	Transparent glass door
Product Dimensions (H x W x D, mm)	565/490/510	565/490/510
Can be built-in/integrated	With ventilation	With ventilation
Sliding hinge kit	Yes	No
Variable door hinge	Yes	Yes
LED Interior light	Ambient top + bottom	Ambient top + bottom
Input rating (W)	45	45
Engery consumption (kWh/24 h)	0,146	0,22
Noise level (dB[A])	36	36
Energy Class	D	E
Features	<ul style="list-style-type: none">• High performance• Lowest energy consumption• Integrated silent mode• 2 x frosted glass shelf with trim• 7 position shelf slots• 2 x transparent balcony with trim	<ul style="list-style-type: none">• High performance• Lowest energy consumption• Integrated silent mode• 2 x frosted glass shelf with trim• 7 position shelf slots• 2 x transparent balcony with trim
Options	Key lock	Key lock



EVOLUTION C60S



EVOLUTION C60G



PATENTED DESIGN IN TWO SIZES

DRAWER MINIBARS





Convenient slide-out access, noiseless operation, low energy consumption: Dometic drawer minibars set new standards in design and efficiency. Dometic DM 20 is the world’s first noiseless 20-litre class drawer minibar. Having the same width as conventional 30-litre absorption minibars, it will easily replace them. Dometic DM 50 provides 50 litres capacity in an award-winning design featuring an automatic slide-out tray for snacks and mini bottles and an adjustable drawer for bottles and cans.

- Unique design for convenient slide-out access
- Thermoelectric cooling unit for low energy consumption
- Noiseless cooling comfort
- Patented and design awarded technology



DM 20 D



TECHNICAL DATA		
		
MODEL	DM 20 NTE D/F	DM 50 NTE D/F
Cooling technology	Thermoelectric	Thermoelectric
Model class (litre)	20	50
Total volume (litre)	20	50
Cabinet colors	Anthracite	Anthracite
Dimensions built-in version (H × W × D, in mm)	DM 20 D: 365 × 384 × 428 DM 20 F: 365 × 384 × 398	DM 50 NTE D: 418 × 550 × 524 DM 50 NTE F: 418 × 550 × 496
Can be built-in/integrated	with ventilation	with ventilation
LED interior light	●	●
Input rating (W)	52	75
Energy consumption (kWh/24 h)	0.3	0.33
Noise level (dB(A))	0	0
Features	<ul style="list-style-type: none">• Highly flexible system of dividers and bottle fingers• DM 20 D: with a decorative anthracite panel and handle• DM 20 F: prepared for a decor panel to match the furniture design of the room	<ul style="list-style-type: none">• Highly flexible system of dividers and bottle fingers• DM 50 D: with a decorative anthracite panel and handle• DM 50 F: prepared for a decor panel to match the furniture design of the room
Options	<ul style="list-style-type: none">• Lock	<ul style="list-style-type: none">• Lock



Pull-out cool

Removeable and smooth running sliding rails for convenient use.





Light the way

LED interior light – nicely features the snacks and beverages inside.



Organized storage

Simply slides out and self closing drawer provides easy access to the contents.



D Version **F Version**

D models with Dometic front panel – F models with a front panel of your choice

D Version: Door with anthracite grey Dometic front panel and handle

F Version: Door with plain front allowing the designer and furniture manufacturer to complete the door finish with a custom front panel based on our specifications (dimensions/ thickness/weight)



Energy-saving made easy. Our Classic Line models bring cooling comfort to hotels and residences. Equipped with innovative and energy-efficient absorption cooling technology, Classic Line minibars combine silent service and maintenance-free convenience with added value. All models feature energy-efficient Fuzzy Logic temperature regulation, automatic defrost and well proven Dometic design, inside and out.



RH 429 LDAG



Flexible storage
Highly flexible shelving system.



Optional handle
The minibar can optionally be equipped with a handle. (RH 429 LDAG and RH 418 NTEG.)



Variable door hinge
Easy to change from right to left hand hinge.



MODEL	RH 429 LDAG	RH 429 LD	RH 418 NTEG	RH 418 NTE
Model class (litre)	Absorption	Absorption	Thermoelectric	Thermoelectric
Model class (litre)	20	20	20	20
Total volume (litre)	18	18	20	20
Cabinet color	Anthracite	Anthracite	Anthracite	Anthracite
Dimensions built-in version (H×W×D, mm)	435×422×384	435×422×384	435×422×350	435×422×350
Glass door	Yes	No	Yes	No
Can be built-in/integrated	●	●	●	●
Sliding hinge	–	●	●	●
Variable door hinge	●	●	●	●
LED interior light	●	●	●	●
Input rating (W)	75	65	65	65
Energy consumption (kWh/24 h)	0.74	0.63	0.222	0.222
Noise level (dB[A])	0	0	0	0
Features	<ul style="list-style-type: none">1 adjustable metal shelf with recess for tall bottlesGlass door with aluminium frame	<ul style="list-style-type: none">1 door rack for smaller bottles1 adjustable metal shelf with recess for tall bottles	<ul style="list-style-type: none">1 adjustable metal shelf with recess for tall bottlesGlass door with aluminium frame	<ul style="list-style-type: none">1 door rack for smaller bottles1 adjustable metal shelf with recess for tall bottles
Options	<ul style="list-style-type: none">LED door opening controlTemperature setting by remote controlAlso available as stand-alone model (FS version)Door handleLock	<ul style="list-style-type: none">LED door opening controlTemperature setting by remote controlAlso available as stand-alone model (FS version)Lock	<ul style="list-style-type: none">LED door opening controlTemperature setting by remote controlDoor handleLock	<ul style="list-style-type: none">LED door opening controlTemperature setting by remote controlSliding hingeLock



RH 429 LDAG



RH 429 LD



RH 418 NTEG



RH 418 NTE

VENTILATION GUIDELINES

HIPRO MINIBARS AND HIPRO CARE MINIFRIDGES

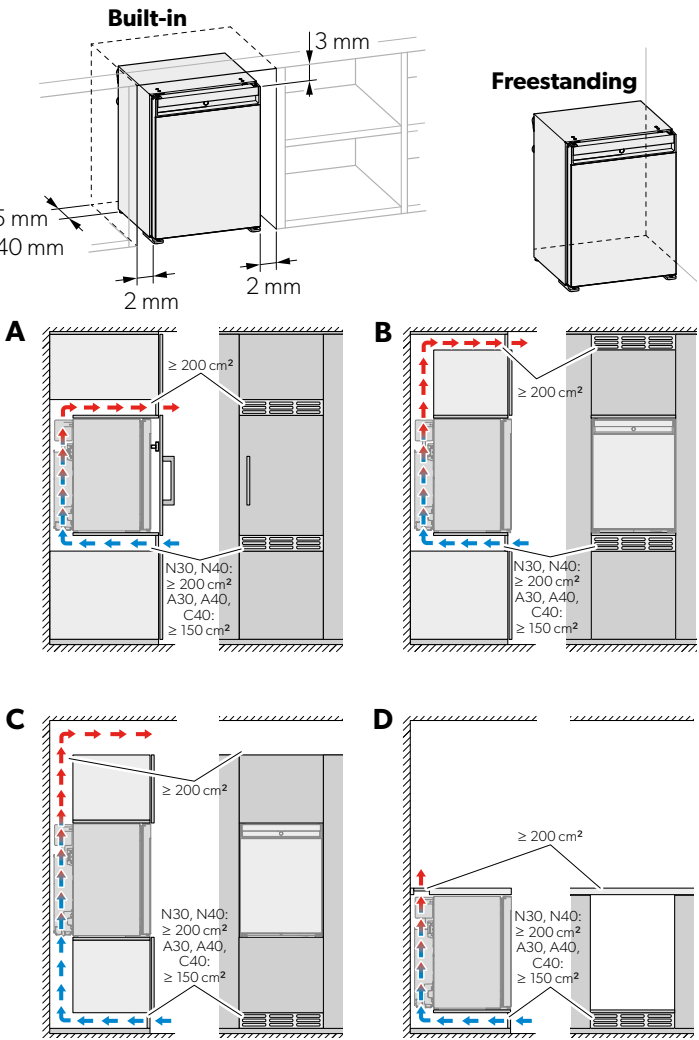
Dometic absorption fridges are equipped with an electrically heated cooling unit which is virtually silent in operation. The heat which the cooling unit extracts from the refrigerator interior is emitted at the back of the fridge. If you have a free-standing model, sufficient ventilation is provided in most cases. If you want to integrate the fridge into a piece of furniture, however, the following instructions need to met.

	A	B	C	D
A30	384 mm	446 mm	520 mm	356 mm
N30	384 mm	415 mm	520 mm	356 mm
A40	405 mm	466 mm	550 mm	376 mm
N40	405 mm	435 mm	550 mm	376 mm
C40	405 mm	481 mm	550 mm	376 mm

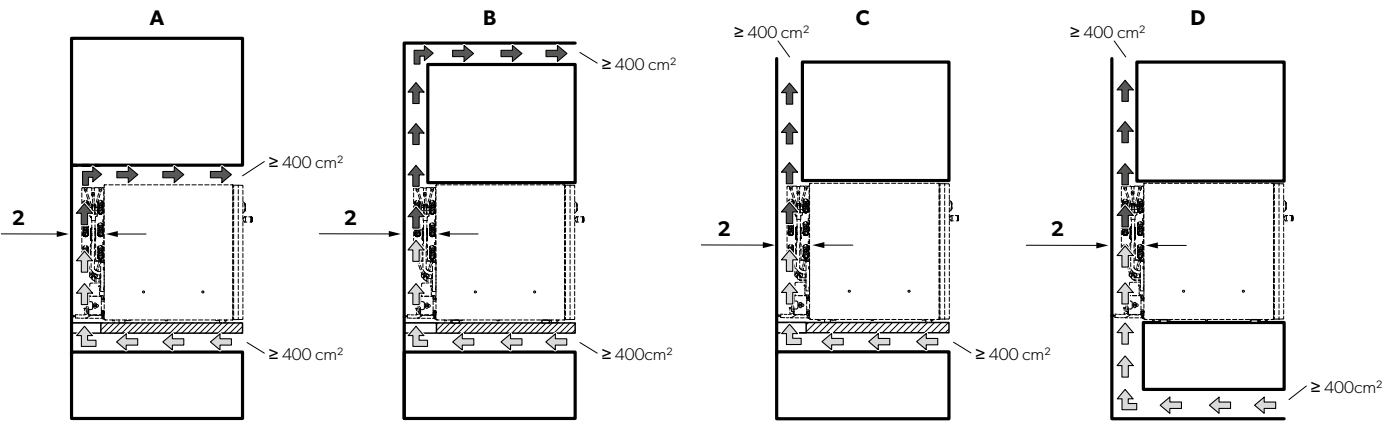
Please note that there must be sufficient room for ventilation behind the refrigerator to prevent heat build-up. During installation, make sure that the refrigerator is standing on a stable, level surface, and not directly near a heat source.

You can find all our documents, manuals and guidelines at documents.dometic.com.

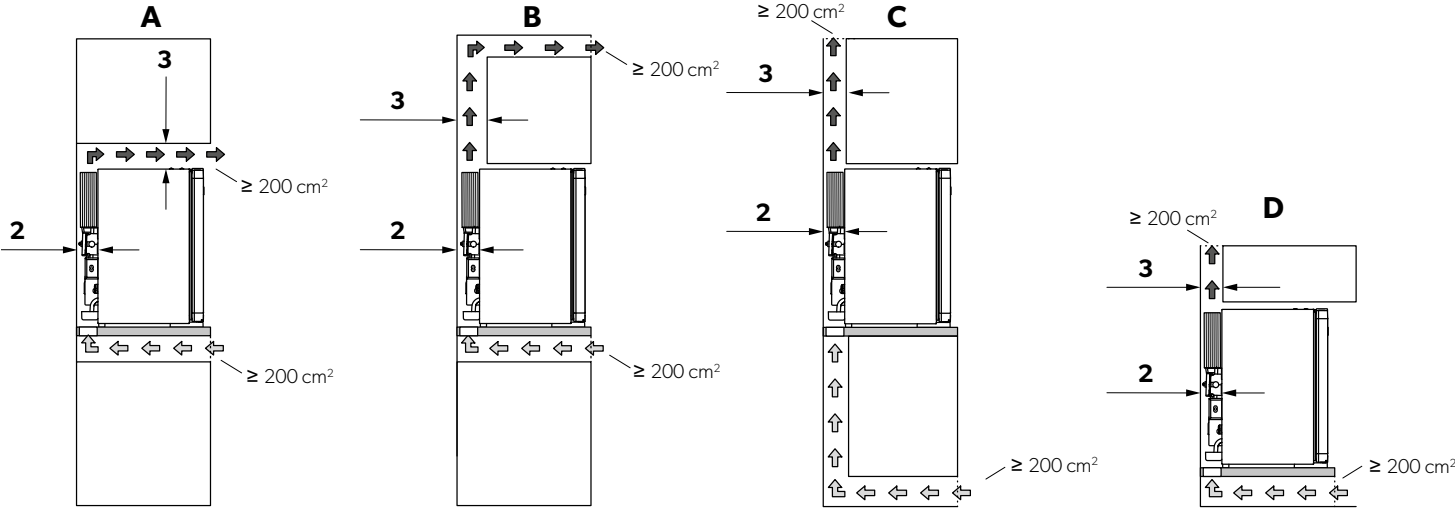
	A	B	C	D
A30SBI	384 mm	-	520 mm	446 mm
A40SBI	405 mm	-	550 mm	466 mm
C60SBI	490 mm	-	565 mm	510 mm
A30SFS	384 mm	463 mm	550 mm	356 mm
A40SFS	405 mm	483 mm	580 mm	376 mm
C60SFS	490 mm	519 mm	595 mm	410 mm



DM50 NTE DRAWER MINIBARS



RH & DM20 MINIBARS



#	DM50 Minibars	#	DM20 Minibars	#	RH Minibars
2	Min. 15 mm*	2	Approx. 10 mm*	2	Min. 20 mm*
		3	Min. 10.5 mm	3	Min. 10.5 mm

*Between the minibar's back (incl. the cooling unit) and the surrounding structure

Important note

Please read these instructions carefully and follow all instructions, guidelines, and warnings included in all our product manuals in order to ensure that you install, use, and maintain our products properly at all times.

By using our products, you hereby confirm that you have read all instructions, guidelines, and warnings carefully and that you understand and agree to abide by the terms and conditions as set forth herein. You agree to use our products only for the intended purpose and application and in accordance with the instructions, guidelines, and warnings as set forth in the product manuals as well as in accordance with all applicable laws and regulations. A failure to read and follow the instructions and warnings set forth herein may result in an injury to yourself and others, damage to your product or damage to other property in the vicinity. Our product manuals, including the instructions, guidelines, and warnings, and related documentation, may be subject to changes and updates. For up-to-date product information, please visit dometic.com.

HIPRO REPLACEMENT GUIDE

Which new dometic hipro minibar can replace your old minibar

OLD MODEL	TOTAL VOLUME	OUTER PRODUCT DIMENSIONS (H X W X D IN MM)	COOLING TECHNOLOGY	NEW MODEL	TOTAL VOLUME	OUTER PRODUCT DIMENSIONS (H X W X D IN MM)	INNER PRODUCT DIMENSIONS (H x W x D w/ DR* / D w/o DR* IN MM)	COOLING TECHNOLOGY
HiPro 3000	26L	527 x 388 x 418	Absorption	HiPro Evolution A30S	27L	520 x 384 x 446	406 x 278 x 114/ 222	Absorption
				Alternative:				
				HiPro Evolution N30S	27L	520 x 384 x 422	406 x 278 x 114/ 222	Thermoelectric
HiPro 4000	34L	559 x 405 x 452	Absorption	HiPro Evolution A40S	33L	550 x 405 x 466	436 x 299 x 135/ 242	Absorption
				Alternative:				
				HiPro Evolution N40S	33L	550 x 405 x 435	436 x 299 x 135/ 242	Thermoelectric
HiPro 6000	48L	568 x 490 x 475	Absorption	HiPro Evolution C60S	49L	565 x 490 x 510	451 x 356 x 167/ 237	Compressor
				Alternative:				
				HiPro Evolution A40S	33L	550 x 405 x 466	436 x 299 x 135/ 242	Absorption
HiPro Vision (Glass Door)	34L	559 x 405 x 465	Absorption	HiPro Evolution A40G	33L	550 x 405 x 466	436 x 299 x 135/ 242	Absorption
				Alternative:				
				HiPro Evolution N40G	33L	550 x 405 x 435	436 x 299 x 135/ 242	Thermoelectric
RH 131	31L	524 x 380 x 445	Absorption	HiPro Alpha A30S	27L	520 x 384 x 446	406 x 278 x 114/ 222	Absorption
				HiPro Evolution A30S	27L	520 x 384 x 446	406 x 278 x 114/ 222	Absorption
				Alternative:				
				HiPro Alpha N30S	27L	520 x 384 x 422	406 x 278 x 114/ 222	Thermoelectric
				HiPro Evolution N30S	27L	520 x 384 x 422	406 x 278 x 114/ 222	Thermoelectric
RH 141	41L	554 x 422 x 451	Absorption	HiPro Alpha A40S	33L	550 x 405 x 466	436 x 299 x 135/ 242	Absorption
				HiPro Evolution A40S	33L	550 x 405 x 466	436 x 299 x 135/ 242	Absorption
				Alternative:				
				HiPro Alpha N40S	33L	550 x 405 x 435	436 x 299 x 135/ 242	Thermoelectric
				HiPro Evolution N40S	33L	550 x 405 x 435	436 x 299 x 135/ 242	Thermoelectric
RH 430 LD	26L	522 x 384 x 410	Absorption	HiPro Alpha A30S	27L	520 x 384 x 446	406 x 278 x 114/ 222	Absorption
				HiPro Evolution A30S	27L	520 x 384 x 446	406 x 278 x 114/ 222	Absorption
				Alternative:				
				HiPro Alpha N30S	27L	520 x 384 x 422	406 x 278 x 114/ 222	Thermoelectric
				HiPro Evolution N30S	27L	520 x 384 x 422	406 x 278 x 114/ 222	Thermoelectric
RH 430 LG (Glass Door)	27L	522 x 384 x 420	Absorption	HiPro Evolution A30G	27L	520 x 384 x 446	406 x 278 x 114/ 222	Absorption
				Alternative:				
				HiPro Evolution N30G	27L	520 x 384 x 422	406 x 278 x 114/ 222	Thermoelectric
RH 430 NTE	24L	522 x 384 x 395	Thermoelectric	HiPro Alpha N30S	27L	520 x 384 x 422	406 x 278 x 114/ 222	Thermoelectric
				HiPro Evolution N30S	27L	520 x 384 x 422	406 x 278 x 114/ 222	Thermoelectric
				Alternative:				
				HiPro Alpha A30S	27L	520 x 384 x 446	406 x 278 x 114/ 222	Absorption
				HiPro Evolution A30S	27L	520 x 384 x 446	406 x 278 x 114/ 222	Absorption

OLD MODEL	TOTAL VOLUME	OUTER PRODUCT DIMENSIONS (H X W X D IN MM)	COOLING TECHNOLOGY	NEW MODEL	TOTAL VOLUME	OUTER PRODUCT DIMENSIONS (H X W X D IN MM)	INNER PRODUCT DIMENSIONS (H x W x D w/ DR* / D w/o DR* IN MM)	COOLING TECHNOLOGY
RH 439	25L	522 x 380 x 434	Absorption	HiPro Evolution A30S	27L	520 x 384 x 446	406 x 278 x 114/ 222	Absorption
				Alternative:				
				HiPro Evolution N30S	27L	520 x 384 x 422	406 x 278 x 114/ 222	Thermoelectric
RH 439 LDAG (Glass Door)	26L	522 x 380 x 434	Absorption	HiPro Evolution A30G	27L	520 x 384 x 446	406 x 278 x 114/ 222	Absorption
				Alternative:				
				HiPro Evolution N30G	27L	520 x 384 x 422	406 x 278 x 114/ 222	Thermoelectric
RH 440 LD	36L	554 x 401 x 446	Absorption	HiPro Alpha A40S	33L	550 x 405 x 466	436 x 299 x 135/ 242	Absorption
				HiPro Evolution A40S	33L	550 x 405 x 466	436 x 299 x 135/ 242	Absorption
				Alternative:				
				HiPro Alpha N40S	33L	550 x 405 x 435	436 x 299 x 135/ 242	Thermoelectric
				HiPro Evolution N40S	33L	550 x 405 x 435	436 x 299 x 135/ 242	Thermoelectric
RH 440 LG (Glass Door)	37L	554 x 401 x 456	Absorption	HiPro Evolution A40G	33L	550 x 405 x 466	436 x 299 x 135/ 242	Absorption
				Alternative:				
				HiPro Evolution N40G	33L	550 x 405 x 435	436 x 299 x 135/ 242	Thermoelectric
				HiPro Evolution C40G	33L	550 x 405 x 481	436 x 299 x 135/ 242	Compressor
				HiPro Alpha N40S	33L	550 x 405 x 435	436 x 299 x 135/ 242	Thermoelectric
RH 440 NTE	32L	554 x 401 x 425	Thermoelectric	HiPro Evolution N40S	33L	550 x 405 x 435	436 x 299 x 135/ 242	Thermoelectric
				Alternative:				
				HiPro Alpha A40S	33L	550 x 405 x 466	436 x 299 x 135/ 242	Absorption
				HiPro Evolution A40S	33L	550 x 405 x 466	436 x 299 x 135/ 242	Absorption
				HiPro Evolution A40S	33L	550 x 405 x 466	436 x 299 x 135/ 242	Absorption
RH 449	32L	580 x 422 x 440	Absorption	HiPro Evolution A40S	33L	550 x 405 x 466	436 x 299 x 135/ 242	Absorption
				Alternative:				
				HiPro Evolution N40S	33L	550 x 405 x 435	436 x 299 x 135/ 242	Thermoelectric
RH 449 LDAG (Glass Door)	33L	552 x 422 x 439	Absorption	HiPro Evolution A40G	33L	550 x 405 x 466	436 x 299 x 135/ 242	Absorption
				Alternative:				
				HiPro Evolution N40G	33L	550 x 405 x 435	436 x 299 x 135/ 242	Thermoelectric
				HiPro Alpha C60S	49L	565 x 490 x 510	451 x 356 x 167/ 237	Compressor
RH 460 LD	55L	563 x 486 x 474	Absorption	Alternative:				
				HiPro Alpha A40S	33L	550 x 405 x 466	436 x 299 x 135/ 242	Absorption
RH 460 LG (Glass Door)	55L	563 x 486 x 484	Absorption	HiPro Evolution C60G	49L	565 x 490 x 510	451 x 356 x 237/ 167	Compressor
				Alternative:				
				HiPro Evolution A40G	33L	550 x 405 x 466	436 x 299 x 135/ 242	Absorption
				HiPro Evolution A40S	33L	550 x 405 x 466	436 x 299 x 135/ 242	Absorption
RH 548	40L	554 x 401 x 446	Absorption	Alternative:				
				HiPro Evolution N40S	33L	550 x 405 x 435	436 x 299 x 135/ 242	Thermoelectric
CL 440 LDC	34L	554 x 401 x 440	Compressor	Hiopro Alpha C40S	33L	550 x 405 x 481	436 x 299 x 135/ 242	Compressor
				Hiopro Evolution C40S	33L	550 x 405 x 481	436 x 299 x 135/ 242	Compressor
CL 440 LGC (Glass Door)	34L	554 x 401 x 450	Compressor	Hiopro Alpha C40S	33L	550 x 405 x 481	436 x 299 x 135/ 242	Compressor
				Hiopro Evolution C40S	33L	550 x 405 x 481	436 x 299 x 135/ 242	Compressor
CL 460 LDC	49L	562 x 485 x 475	Compressor	HiPro Alpha C60S	49L	565 x 490 x 510	451 x 356 x 167/ 237	Compressor
CL 460 LGC (Glass Door)	49L	562 x 485 x 485	Compressor	HiPro Evolution C60G	49L	565 x 490 x 510	451 x 356 x 237/ 167	Compressor

*w/ DR + w/o DR: Referring to the depth with (including) Door Rack and without Door Rack.





FROM STANDARD TO PREMIUM

The range of Dometic proSafe models

Security is an essential requirement for hotel guests, and one of the main reasons for choosing or discarding a destination and a hotel. The Dometic Group aware of this, is always developing and improving all of its products in order to meet the needs of customers.

The latest product innovation Dometic has launched is a proSafe range which goes one step further in terms of design, functionality, technology and security. This proSafe range has a very modern design with a color display, an illuminated keypad, the latest anti-tampering system and a new website platform which offers the possibility to

operate the safe with the strictest security. The elegant cabinets of the new proSafe generation have rounded corners and edges for enhanced safety. Contemporary design.

- Master key
- LED interior light
- iAudit system – unique in the industry
- Remote Emergency Opening System (REOS 2.0) – ultimate security and user comfort
- Battery level check



Premium Class

Excellence in form and function: Dometic innovations like iAudit tracking and the REOS Remote Emergency Opening System ensure security on all levels.



Standard Class

High security level combined with easy operation for perfect comfort and convenience.

PRODUCT FINDER – THE QUICK WAY TO FIND THE RIGHT PRODUCT

Laser-cut door

Our doors are precisely cut and crafted by a laser beam. This allows us to achieve 100% accuracy in dimensions and an extremely small clearance between the door and casing, making the door impossible to pry open.

Anti-Tamper system

With the anti-tampering system, Dometic offers a unique security feature for their models. All anti-tampering manipulation attempts are recorded in the electronic of the safe and can be tracked back at any time.

REOS code

REOS stands for Dometic's Remote Emergency Opening System. The emergency-opening system from Dometic is based on an innovative encoding system. The unique solution combines advanced electronics with state-of-the-art online technology to allow simple yet highly secure emergency opening by authorised hotel staff.

Premium iAudit

All operations effected on a safe must be documented – for your own security and for your insurance provider. This is where

Dometic's Premium iAudit system offers a truly convenient solution: the integrated microchip provides storage capacity for the last 1,000 events.

SAM

The unique Dometic safe management system (SAM) allows for iAudit Trail and one time emergency code generation (REOS) from a user friendly but PIN secured internet based software tool.

● Yes / – No / ○ Optional

WHAT'S IMPORTANT TO YOU?	PREMIUM CLASS	STANDARD CLASS
Easy operation	●	●
Motorised opening	●	●
LED interior light	●	●
LED display	●	●
Emergency opening with master key	●	●
Emergency opening with master code	●	●
Emergency opening with REOS Code	○	–
Anti-Tamper System	○	–
Premium iAudit	●	–
SAM	○	–
Laser-cut door	●	–
From page	34	38



DOMETIC PREMIUM CLASS SAFES

Protection for more privacy – comfortably and with absolute reliability. With a Dometic Premium Class proSafe, a hotel room becomes a perfectly private haven for the guest. A safe place for storage, conceived and implemented according to the newest standards. Its innovative and customisable design suits every hotel in a stylish way. Smooth surfaces and rounded edges make it easy to look after and give it long-lasting character. A color display and the integrated soft-touch keypad make operation easy. And a Premium Class proSafe

- LED interior light
- Laser-cut door and frame
- iAudit for convenient documentation
- Emergency opening with key and master code
- Remote Emergency Opening System (REOS 2.0) – ultimate security and user comfort (optional)

also breaks new ground when it comes to protective properties: pioneering technology like the unique iAudit and the anti-tampering system ensure security on all levels. The demand for contemporary security systems with added convenience is supported by special features such as REOS 2.0 software with its emergency code-opening system (optional).



WIDE CHOICE OF MODELS AND SIZES


Dometic ProSafe MD series Premium Class safes are available in various sizes to suit different capacity demands, interior designs and installation conditions. Sizes range from 8.2 to 29 litres.



Batteries included
Dometic safes come ready to use.



Plug
Optional inside plug to charge mobile devices.



Automatic opening
Safe door opens automatically.



Fixing kit
Optional fixing kit for secure fastening.

TECHNICAL DATA								
	MODEL		MD 283		MD 363		MD 383	
	Type of product		Electronic safe					
	Capacity (litres)		8.2		24		28	
Exterior dimensions (H × W × D, mm)		165 × 280 × 235		190 × 360 × 410		190 × 380 × 450		
Interior dimensions (H × W × D, mm)		162 × 277 × 185		187 × 357 × 360		187 × 377 × 400		
Steel thickness (mm)		Door: 5.0 / Body 1.2		Door: 5.0 / Body 1.5		Door: 5.0 / Body 1.5		
Net weight (kg)		6.1		10.2		11.3		
Keypad		ADA-compliant rubber keypad						
Display		White LED color display, 4-digit guest code, English language						
Locking mechanism		Two 18 mm solid steel bolts						
Locking system		Motorised with automatic opening						
Power		4 LR6/AA 1.5 V batteries (incl.)						
Cabinet color		Anthracite						
FEATURES								
LED interior light		●		●		●		
Laser cut technology		●		●		●		
Masterkey opening*		●		●		●		
Mastercode opening		●		●		●		
Anti-tampering System		○		○		○		
REOS		○		○		○		
iAudit		●		●		●		
Laptop size		–		15"		17"		
OPTIONS								
		• Left-hand hinge • Fixing Kit • Master key		• Left-hand hinge • White color • Two steps emergency code opening (REOS) • Integrated socket (EU/US/UK/FR) • Fixing Kit • Master key		• Left-hand hinge • White color • Two steps emergency code opening (REOS) • Integrated socket (EU/US/UK/FR) • Fixing Kit • Master key		

*Master keys are optional, must be ordered separately, and are model-specific.

TECHNICAL DATA								
	MD 408		MD 493		MDD 403		MDT 403	
	Electronic safe							
Type of product	Electronic safe							
Capacity (litres)	22.5		29		15.7		9.7	
Exterior dimensions (H × W × D, mm)	190 × 405 × 350		190 × 490 × 370		200 × 400 × 400		125 × 400 × 350	
Interior dimensions (H × W × D, mm)	187 × 402 × 300		187 × 487 × 320		135 × 315 × 370		75 × 380 × 300	
Steel thickness (mm)	Door: 5.0 / Body 1.5		Door: 5.0 / Body 1.5		Door: 5.0 / Body 1.5		Door: 5.0 / Body 1.5	
Net weight (kg)	10.4		12.4		17.5		13.7	
Keypad	ADA-compliant rubber keypad							
Display	White LED color display, 4-digit guest code, English language							
Locking mechanism	Two 18 mm solid steel bolts							
Locking system	Motorised with automatic opening							
Power	4 LR6/AA 1.5 V batteries (incl.)							
Cabinet color	Anthracite							
FEATURES								
LED interior light	●		●		●		●	
Laser cut technology	●		●		●		●	
Masterkey opening*	●		●		●		●	
Mastercode opening	●		●		●		●	
ANTI-TAMPERING SYSTEM	○		○		○		○	
REOS	○		○		○		○	
iAudit	●		●		●		●	
Laptop size	15"		17"		15"		15"	
OPTIONS								
	<ul style="list-style-type: none">• Left-hand hinge• White color• Two steps emergency code opening (REOS)• Integrated socket (EU/US/UK/FR)• Fixing Kit• Master key		<ul style="list-style-type: none">• Left-hand hinge• Fixing Kit• Master key		<ul style="list-style-type: none">• Two steps emergency code opening (REOS)• Integrated socket (EU/US/UK/FR)• Fixing Kit• Master key		<ul style="list-style-type: none">• Two steps emergency code opening (REOS)• Integrated socket (EU/US/UK/FR)• Fixing Kit• Master key	

*Master keys are optional, must be ordered separately, and are model-specific.

DOMETIC STANDARD CLASS SAFES

Robustly made with user-friendly features and functions

It puts hotel guests’ mind at rest to have a safe place for their valuables while travelling. Providing a secure space for important or valuable objects yet it is a distinctive feature when choosing a hotel room or suite. With a Standard Class proSafe, you can create a reliable spot in a guest room that is worth every penny. Security and functionality are paramount with all Dometic safe models. The Standard Class safe models offer your guests a high level of security thanks to their robust construction. Their simple and intuitive usability provides perfect comfort and convenience.

- Robust and reliable
- LED display
- LED interior light
- Master key and master code emergency opening
- Wide choice: vertical, horizontal, top-opening

DOMETIC PROSAFE MDL – VERTICAL OR HORIZONTAL

MDL 408



MDL 193

With quality and security at their core, these value-for-money in-room safes significantly enhance the security of existing hotel rooms.

- Value-for-money solution for upgrading hotel rooms
- Vertical or horizontal model – both with 18.4 litres capacity
- Easy installation inside a cabinet or on the wall
- Emergency opening with master code or master key
- Battery-low warning alerts users to change battery

DOMETIC PROSAFE MD 310 / 390 / 450 SAFE INVESTMENT

The doors on all the Standard Class safe models are precisely cut and crafted. Their robust construction and a locking system with extra-strong steel bolts leave no point of attack for burglars. The LED interior light minimises the risk of forgotten valuables. Fast and secure emergency opening is possible with a master key or master code (depending on the model).

- Robust, reliable construction for optimal safety
- LED interior light makes the contents visible at a glance
- Emergency opening with master key or master code



DOMETIC PROSAFE MDT TOP-OPENING SAFE

Part of the Dometic Standard Class range, the Dometic proSafe MDT 400 X top-opening safe provides a simple, yet ingenious solution that is easy to operate and safe to use. The top-opening drawer safe can be integrated in an existing furniture drawer and provides easy access to guests’ valuables. At the same time it meets the highest demands on ergonomic design, comfort and security with an LED inside light for standard, master key and master code opening possibility in case of emergency, digital LED illuminated keypad, four-digit code and top-opening stabilizer arm. An audio signal confirms that the safe is securely locked.

- Convenient access from above
- LED interior light makes the contents visible at a glance
- Enough room to fit laptop and tablet computers
- Ideal for installation into existing hotel room drawer
- Stabilizer arm for smooth opening and closing of the lid



Easy operation

The operation is easy to understand and explained via the pictogram.



Handle

Integrated handle for easy opening and closing.



Light the way

Standard LED interior lighting.



Soft close

Muted door closing.

TECHNICAL DATA				
	MODEL	MD 310	MD 390	MD 450
	Type of product	Electronic safe		
	Capacity (litres)	9	31.5	30.4
	Exterior dimensions (H × W × D, mm)	165 × 310 × 245	200 × 390 × 480	200 × 450 × 400
Interior dimensions (H × W × D, mm)	161 × 306 × 182	196 × 386 × 418	196 × 446 × 348	
Steel thickness (mm)	Door: 5.0 / Body 2	Door: 5.0 / Body 2	Door: 5.0 / Body 2	
Net weight (kg)	7.1	14.3	14.5	
Keypad	Rubber keypad			
Display	Red LED 4-digit guest code, English language			
Locking mechanism	Two 19 mm steel bolts			
Locking system	Motorised with automatic opening			
Power	4 LR6/AA 1.5 V batteries (incl.)			
Cabinet color	Anthracite			
FEATURES				
Confirmation buzzer	●	●	●	
LED interior light	●	●	●	
Door handle opening	–	–	–	
Masterkey opening*	●	●	●	
Mastercode opening	●	●	●	
Anti-tampering System	–	–	–	
REOS	–	–	–	
iAudit	–	–	–	
Laptop size	–	17"	15"	
OPTIONS				
(available for all models)	<ul style="list-style-type: none">• Left-hand hinge• Fixing kit• Master key			

*Master keys are optional, must be ordered separately, and are model-specific.

● Yes / – No / O Optional

<div></div>	<div></div>	<div></div>
MDT 400X	MDL 408	MDL 193
Electronic safe		
9.7	18.4	18.4
130 x 400 x 350	190 x 405 x 300	405 x 190 x 300
75 x 380 x 300	187 x 402 x 245	402 x 187 x 245
Door: 3.0 / Body 1.5	Door: 4.0 / Body 1.5	
9	10	
Rubber keypad	Rubber keypad	
Red LED 4-digit guest code, English language	Red LED 4-digit guest code, English language	
Two 19 mm steel bolts	Two 18 mm solid steel bolts	
Motorised with automatic opening	Motorised	
4 LR6/AA 1.5 V batteries (incl.)	4 LR6/AA 1.5 V batteries (incl.)	
Anthracite	Anthracite	
●	–	–
●	–	–
–	●	●
●	●	●
●	●	●
–	–	–
–	O	O
–	O	O
15"	13"	13"
<ul style="list-style-type: none">Fixing kitMaster key	<ul style="list-style-type: none">Left-hand hingeFixing kitWhite cabinet colorMaster key	<ul style="list-style-type: none">Left-hand hingeFixing kitWhite cabinet colorMaster key



WINE COOLERS



THE DOMETIC DRAWBAR

Tailored to your taste

Re-creating the feeling of a perfect evening out in the comfort of your own kitchen means getting the details right. Like un-corking a good wine and serving it at the optimal temperature, at just the right moment. The Dometic DrawBar blends elegantly into your kitchen and adds a unique finishing touch to your home. It's an enticing detail that elevates every glass and turns it into a memorable experience.



reddot award
product design 2022



KEY FEATURES

A PERFECT WINE EXPERIENCE

For optimal serving temperature, select one of five pre-set options, professionally tailored for different types of wine: 5, 8, 11, 14 or 17 °C.

COMPACT WINE STORAGE

The Dometic DrawBar is always close at hand and fits up to five bottles, from long Riesling to large Champagne.

CONTROLLED STORING ENVIRONMENT

Powerful and efficient compressor cooling technology with electronic controls. Humidity-control tray further improves the storing environment.

DESIGNED TO STAND OUT

Soft illumination elegantly showcases your wine bottles and adds a touch of luxury to your kitchen.

PERFECT FIT

The Dometic DrawBar fits standard 60 cm wide cabinets. Glass or custom front panels ensure a refined and coordinated finish to your kitchen design.

THE DOMETIC DRAWBAR RANGE






Dometic DrawBar 5B
Black glass front



Dometic DrawBar 5C
Transparent glass front



Dometic DrawBar 5S
Custom cabinet front

DRAWBAR TECHNICAL DATA			
MODEL	DRAWBAR 5B	DRAWBAR 5C	DRAWBAR 5S
Total volume (litre)	15	15	15
Product dimensions (H x W x D, mm)	140 x 556 x 541.5	140 x 556 x 541.5	140 x 556 x 541.5
Shelves	1 metal rack	1 metal rack	1 metal rack
Door lock	No	No	No
Climate class	16–32 °C (N)	16–32 °C (N)	16–32 °C (N)
Temperature setting (°C)	5–17	5–17	5–17
Defrost	Auto	Auto	Auto
Energy class	G	G	G
Noise level (dB)	45	45	45
Refrigerant	R600a	R600a	R600a
Power cord length (m)	1.9	1.9	1.9
Electrical specifications	45W, 220V~240V 50Hz	45W, 220V~240V 50Hz	45W, 220V~240V 50Hz

BUILT-IN UNDER COUNTER WINE COOLERS

A wine cooler that fits your lifestyle

Store your treasured wine collection in optimal conditions and allow it to take center stage in your home. Dometic wine coolers provide perfect conditions for wine storage and fit seamlessly in any home. The well-engineered cooling technology ensures that the chosen temperature is quickly achieved and reliably maintained. An effective air circulation system and automatic humidity control create the perfect climate for the wine to unfold its full bouquet and flavor. The minimalistic look of the Design range and sleek design of the Classic range of Dometic wine coolers can easily fit any space and provide optimal storage for your wine collection.



KEY FEATURES

DUAL ZONE

Preserve wines in two separate temperature zones (upper zone 4 °C–12 °C; lower zone 12 °C–22 °C).

BUILT-IN

Perfect for under-counter installation.

MINIMALISTIC DESIGN*

Fully black exterior with slim handle that discreetly fits under the counter.

CLASSIC DESIGN**











Stainless steel details that match the aesthetic of other appliances in the kitchen.

PRESENTATION LIGHTS

Showcase your collection by softly illuminating the bottles in each temperature zone.

* Design range

** Classic range

BUILT-IN RANGE TECHNICAL DATA						
						
	MODEL	C18B	D18B	C46B	D46B	D42B
	Total volume (litre)	60	60	145	145	120
	Product dimensions (H × W × D, mm)	820 × 295 × 575	820 × 295 × 575	820 × 595 × 575	820 × 595 × 575	820 × 595 × 575
	Shelves	5 wooden shelves	5 wooden shelves	5 wooden shelves	5 wooden shelves	10 wooden shelves
Door lock	Yes (2 keys)	No	Yes (2 keys)	No	No	
Reversible door	Yes	Yes	Yes	Yes	Yes	
Climate class	10–32°C (SN)	10–32°C (SN)	10–32°C (SN)	10–32°C (SN)	10–32°C (SN)	
Winter safety system	Yes	Yes	No	No	Yes	
Temperature setting (°C)	Upper zone 4–12 Lower zone 12–22	Upper zone 4–12 Lower zone 12–22	Upper zone 4–12 Lower zone 12–22	Upper zone 4–12 Lower zone 12–22	Left side 4–22 Right side 4–22	
Defrost	Auto	Auto	Auto	Auto	Auto	
Energy class	G	G	G	G	G	
Noise level (dB)	39	39	39	39	39	
Refrigerant	R600a	R600a	R600a	R600a	R600a	
Power cord length (m)	1.8	1.8	1.8	1.8	1.8	
Electrical specifications	220V~240V 50Hz	220V~240V 50Hz	220V~240V 50Hz	220V~240V 50Hz	220V~240V 50Hz	

BUILT-IN LARGE CAPACITY WINE COOLERS

Optimal storage environment

For wine to unfold its full bouquet and flavor, both the storage conditions and the serving temperature must be right. Dometic wine coolers ensure the optimal environment for unlocking the wine’s full flavors and character. The temperature is accurately controlled thanks to electronic regulation and a constant humidity level is maintained between 50–70 % ensuring the corks don’t dry or mold. A fan circulates the air inside the wine cooler while the integrated carbon filter eliminates any potential odors. The “low emission” treatment of the triple-glazed doors on Dometic wine coolers stops ultraviolet rays that can damage and change the character of the wine.



KEY FEATURES

DUAL ZONE
Preserve wines in two separate temperature zones (5 °C–22 °C).

BUILT-IN
Suitable for both freestanding and built-in installation.


MINIMALISTIC DESIGN*
Fully black exterior with slim handle that discreetly fits under the counter.

CLASSIC DESIGN**
Stainless steel details that match the aesthetic of other appliances in the kitchen.

PRESENTATION LIGHTS
Showcase your collection by softly illuminating the bottles in each temperature zone.

* Design range

** Classic range

LARGE CAPACITY RANGE TECHNICAL DATA		
		
MODEL	C154F	D154F
Total volume (litre)	418	418
Product dimensions (H × W × D, mm)	1756 × 595 × 675	1756 × 595 × 675
Shelves	14 full-extension wooden shelves	14 full-extension wooden shelves
Door lock	Yes (2 keys)	No
Reversible door	Yes	Yes
Climate class	10–38 °C (SN-ST)	10–38 °C (SN-ST)
Winter safety system	Yes	Yes
Temperature setting (°C)	Upper zone 5–22 Lower zone 5–22	Upper zone 5–22 Lower zone 5–22
Defrost	Auto	Auto
Energy class	G	G
Noise level (dB)	40	40
Refrigerant	R600a	R600a
Power cord length (m)	1.8	1.8
Electrical specifications	220V~240V 50Hz	220V~240V 50Hz

FREE-STANDING WINE COOLERS

Precise and stylish storage for your wine

As well as excellent wine storage, a Dometic free-standing wine cooler is an attractive addition to any home. It has a classic design, with stainless steel accents and a recessed handle on the side of the door. The 3-layer glass door protects wine from damaging ultra-violet light. It stores up to 55 bottles of wine at the perfect drinking temperature (5–22°C). Coated racks safely hold each wine bottle. Its well-engineered heating and cooling technology ensure your chosen temperature is quickly achieved and reliably maintained, while an effective air circulation system creates a perfect climate for ageing your wine to unfold its bouquet and flavor.



KEY FEATURES

STORE AND AGE WINE

Provide the perfect climatic conditions for wine storage and ageing.

COATED WINE RACKS

Six coated racks are shaped to securely cradle each wine bottle.

SINGLE TEMPERATURE ZONE

Single-zone wine cooler stores wines at temperatures between 5 °C and 22 °C.

SLEEK DESIGN

Control settings are conveniently and neatly integrated into the door.

UV PROTECTION

Triple pane glass door protects wine from damaging ultra-violet light.

SOFT ILLUMINATION

White LED light softly illuminates the black interior and showcases the bottles inside.

FREE-STANDING RANGE TECHNICAL DATA		
		
MODEL	C35F	C55F
Total volume (litre)	80	w142
Product dimensions (H × W × D, mm)	855 × 483 × 483	1295 × 483 × 483
Shelves	6	10
Bottle stopper	Yes	Yes
Door lock	No	No
Reversible door	No	No
Climate class	10–38°C (SN-ST)	10–38°C (SN-ST)
Winter safety system	Yes	Yes
Defrost	Auto	Auto
Energy class	G	G
Noise level (dB)	41	42
Refrigerant	R600a	R600a
Power cord length (m)	1.8	1.8
Electrical specifications	220V~240V 50Hz	220V~240V 50Hz

THE DOMETIC WINE COOLER ACCESSORIES RANGE



Presentation shelf
Width: 595 mm

Black shelf caps
Width: 295 mm

Black shelf caps
Width: 595 mm



Replacement carbon filter

Humidity tray







DOMETIC MOBAR 550

Dometic MoBar 550 is the ultimate mobile beverage center. It comes with accessories inspired by professional bartenders, and allows you to comfortably host large groups of people in your outdoor living space. With its spacious presentation and preparation area, robust stainless-steel design, heavy-duty wheels, and ergonomic handles, the MoBar can be placed at the heart of any outdoor event.

Adjustable temperature settings and dual-zone cooling provide versatility, while the generous storage capacity of its main compartment can hold up to 39 bottles or 113 cans. Up to additionally 22 bottles or 32 cans can be stored in an insulated rotomoulded ice basket, so you need never worry about running out of chilled drinks.



KEY FEATURES

MODULAR DRY STORAGE

Large dry storage area to keep everything you need within easy reach.

LARGE COLD STORAGE CAPACITY

Dual-zone refrigerator compartment comfortably holds up to 39 bottles of wine.

PROFESSIONAL ACCESSORIES

Developed in collaboration with professional bartenders.

SUPERIOR ICE RETENTION

Rotomolded presentation basket will keep bottles ice-cold.

MOOD ENHANCING LIGHTING

Keeps drinks visible, accessible, and looking enticing.

SPACIOUS PRESENTATION AREA

Prepare, mix, and present like a professional.



DOMETIC MOBAR 300

Dometic MoBar 300 is the mid-sized model of the series. It allows you to easily entertain friends and family on your patio. With its extension table, robust stainless-steel design, heavy-duty wheels, and ergonomic handles, the MoBar can be placed at the heart of any outdoor event.

Adjustable temperature setting and a space-efficient refrigeration compartment that can hold up to 19 bottles or 70 cans. Up to additionally 22 wine bottles or 32 cans can be stored in an insulated rotomolded ice basket, so you never need to worry about running out of chilled drinks.



KEY FEATURES

CONVENIENT COLD STORAGE CAPACITY
Refrigerator compartment comfortably holds up to 19 wine bottles or 72 cans.

SUPERIOR ICE RETENTION
Rotomolded presentation basket will keep bottles ice-cold.

DRY STORAGE
To keep everything you need within easy reach.

MOOD ENHANCING LIGHTING
Keeps drinks visible, accesible, and looking enticing.

SPACIOUS PRESENTATION AREA
Prepare, mix, and present like a professional.



DOMETIC MOBAR 50

The Dometic MoBar 50 is the most compact model of the series. Its size makes it perfect to easily entertain an intimate group of people on a terrace, balcony for any get-together or pop-up event.

Its spacious presentation area and robust stainless-steel design, heavy-duty wheels, and ergonomic handles allow the MoBar 50 to be placed at the heart of any outdoor event. Up to 22 wine bottles or 32 33cl cans can be stored in its insulated rotomolded ice basket, so you need never worry about running out of chilled drinks.



KEY FEATURES

SUPERIOR ICE RETENTION

Rotomolded presentation basket will keep bottles ice-cold.

EASY TO MOVE

Always where you need it.

AMPLE STORAGE AREA

To keep everything you need within easy reach.




DOMETIC MOBAR
SPECIFICATIONS

MODEL	MOBAR 50	MOBAR 300	MOBAR 550
Insulated presentation basket	Roto molded with PU foam insulation		
	24 L/25 qt stores 22 wine bottles/32 cans		
Refrigerator/ wine cabinet	n/a	20" single-zone, 2 wood shelves	20" dual-zone, 2 wood shelves, 1 metal shelf
	n/a	19 wine bottles 70 cans	39 wine bottles (14 upper, 25 lower) 155 cans (56 upper, 99 lower)
	n/a	Lock, illumination	Lock, illumination
Includes	Serving tray, cutting board, speed rail	Cutting board, speed rail, extension table	Serving tray, cutting board, speed rail, fresh ice container
Dimensions H x W x D	903 x 646 x 517 mm 25.6 x 22.4 x 35.4 in	980 x 717 x 622 (970 with side board) 28.3 x 24.4 (38.2) x 38.6 in	980 x 1249 x 624 mm 49.2 x 24.4 x 38.6 in
Additional accessories	Protective covers, speed rails, extension table, cutting board, serving tray, fresh ice container, and illumination light module.		

THE DOMETIC MOBAR ACCESSORIES RANGE



Extension table
MoBar 50



Extension table
MoBar 300 / 550



Cutting board
MoBar 50 / 300 / 550



Speed rail
MoBar 50



Speed rail
MoBar 300 / 550



Serving tray
MoBar 50 / 300 / 550



Fresh ice container
MoBar 50 / 300 / 550



Protective covers
MoBar 50
MoBar 300
MoBar 550

**BELGIUM, NETHERLANDS
& LUXEMBOURG**

Dometic BeNeLuX

Lourdesstraat 84 B
B-8940 Geluwe
Tel +32 2 3598040
+32 (0) 478 6414 68
Mail hospitality_nl@dometic.com

DENMARK

Dometic Denmark A/S

Nordensvej 15, Taulov
DK-7000 Fredericia
Tel +45 75585966
Mail hospitality_ne@dometic.com

FINLAND

Dometic Finland Oy

Valimotie 15
FIN-00380 Helsinki
Tel +358 20 7413220
Mail hospitality_ne@dometic.com

FRANCE

Dometic SAS

6 Avenue du Poteau
Batiment B1
60300 Chamant
Tel +33 3 44633521/33
Mail hospitality_fr@dometic.com

**GERMANY, AUSTRIA
& SWITZERLAND**

Dometic GmbH

In der Steinwiese 16
D-57074 Siegen
Tel +49 (0) 271 692 134 / 142
+49 (0) 271 692 127
Mail hospitality_de@dometic.com

ITALY

Dometic Italy S.r.l.

Via Virgilio, 3
I-47122 Forlì (FC)
Tel +39 0543 754901
Mail hospitality_it@dometic.com

MIDDLE EAST & AFRICA

Dometic Middle East FZCO

P.O. Box 17860
S-D 6, Jebel Ali Freezone
Dubai
Tel +971 4 883 3858
Mail hospitality_ae@dometic.com

NORWAY

Dometic Norway AS

Elveveien 30B
3262 Larvik
Tel +47 33428450
Mail hospitality_ne@dometic.com

SWEDEN

Dometic Scandinavia AB

Gustaf Melins gata 7
S-421 31 Västra Frölunda
Tel +46 31 7341100
Mail hospitality_ne@dometic.com

SPAIN

Dometic Spain, S.L.

Avda. Sierra del Guadarrama, 16
E-28691 Villanueva de la Cañada
Madrid
Tel +34 91 833 6089
Mail hospitality_es@dometic.com

PORTUGAL

Dometic Spain, S.L.

Branch Office em Portugal
Rot. de São Gonçalo nº 1– Esc. 12
2775-399 Carcavelos
Tel +351 219 244 173
Mail hospitality_pt@dometic.com

UNITED KINGDOM & IRELAND

Dometic UK Ltd.

Dometic House, The Brewery,
Blandford St. Mary's
Dorset DT11 9LS
Tel +44 125 841 4581
Mail hospitality_uk@dometic.com

**FOR SALES IN POLAND, EASTERN
EUROPE, TURKEY & ISRAEL, PLEASE
CONTACT**

HOSPITALITY_EE@DOMETIC.COM

**FOR SALES IN GREECE, PLEASE
CONTACT**

HOSPITALITY_GR@DOMETIC.COM

We distribute our products in around 100 markets. Please mail us at: hospitality@dometic.com, or check our website dometic.com/hospitality

USA & CANADA

Dometic Corporation

Columbia Centre I
5600 N. River Rd
Suite 250
Rosemont, IL 60018
Tel +1 574 326 7635
Tel +1 574 294 2511
Mail hospitality_us@dometic.com

MEXICO

Dometic MX

Circuito Médicos No. 6 Local 1
Colonia Ciudad Satélite
CP 53100 Naucalpan de Juárez
Estado de México
Tel +52 55 5374 4108
Mail hospitality_mx@dometic.com

EXPORT

Dometic Competence Center

Circuito Médicos No. 6 Local 1
Colonia Ciudad Satélite
CP 53100 Naucalpan de Juárez
Estado de México
Tel +52 55 5374 4108
Mail hospitality_mx@dometic.com

AUSTRALIA

Dometic Austria

7 Nursery ave
Clayton South
Victoria 3169
Tel +61 1800 212 121
Mail hospitality_au@dometic.com

CHINA

Dometic Asia Co., Ltd

Room 803-805A, Waterfront Place Block E,
No.31, Lane 168, Daduhe Road, Putuo
District, Shanghai, China
Tel +86-21-60325088
Mail hospitality_cn@dometic.com

JAPAN

Dometic KK

Maekawa-Shibaura, Bldg. 2
2-13-9 Shibaura Minato-ku
Tokyo 108-0023
Tel +81 3 5445 3333
Mail hospitality_jp@dometic.com